


RBC ECONOMIC IMPACT STUDY:

RMHC SOUTHWESTERN ONTARIO

2017





RMHC SOUTHWESTERN ONTARIO HELPED FAMILIES TO SAVE ~ \$3.8 MILLION IN 2017





Annually, the Ronald McDonald House in London saves families over **\$3.3 million through 13,368 nights of comfort**

Nights of Family Comfort¹

			Total
1 child	4,069	1,988	6,057
2 children	4,216	896	5,112
3 or more children	1,827	372	2,199
Total:	10,112	3,256	13,368

Incremental Savings as a result of RMHC

Daily Incremental Costs Savings:			
(Calc 1)	1 child	\$ 237	\$ 210
	2 children	\$ 261	\$ 232
	3 or more children	\$ 288	\$ 256
Reduction to Monthly Financial Burden²:			
(Calc 2A)	1 child	\$ 1,896	\$ 1,680
	2 children	\$ 2,091	\$ 1,853
	3 children	\$ 2,304	\$ 2,048
Incremental Positive Impact to Savings³:			
(Calc 3)	1 child	\$ 9,952	\$ 8,821
	2 children	\$ 10,978	\$ 9,726
	3 children	\$ 12,095	\$ 10,754

Economic Impact from RMH London: \$3,312,599

Economic Impact from RMH Windsor: \$346,182

Family Rooms associated with RMHC⁴: Family Room at Children's Hospital, LHSC

Economic Impact from Family Rooms: \$191,038


Total Chapter Economic Impact: **\$3,849,819**

1. Based on the total nights of comfort provided by RMH London and the estimated demographic profile
 2. Based on the RMH London's average length of stay of **8 days**.



3. Based on two hospital stays at 21 days each annually
 4. Only the family savings from RMFR's with private bedrooms have been calculated in the model





RMHC SOUTHWESTERN ONTARIO HELPED FAMILIES TO SAVE ~ \$3.8 MILLION IN 2017



Annually, the Ronald McDonald House in Windsor saves families over **\$300,000** through 1,652 nights of comfort

			<u>Total</u>
1 child	503	245	748
2 children	521	111	632
3 or more children	226	46	272
Total:	1,250	402	1,652

			
Daily Incremental Costs Savings:			
(Calc 1) 1 child	\$ 203		\$ 188
2 children	\$ 217		\$ 200
3 or more children	\$ 234		\$ 214
Reduction to Monthly Financial Burden²:			
(Calc 2A) 1 child	\$ 2,836		\$ 2,627
2 children	\$ 3,044		\$ 2,794
3 children	\$ 3,283		\$ 3,002
Incremental Positive Impact to Savings³:			
(Calc 3) 1 child	\$ 8,509		\$ 7,880
2 children	\$ 9,133		\$ 8,383
3 children	\$ 9,848		\$ 9,009

Economic Impact from RMH London: \$3,312,599

Economic Impact from RMH Windsor: \$346,182

Family Rooms associated with RMHC⁴: Family Room at Children's Hospital, LHSC

Economic Impact from Family Rooms: \$191,038

Total Chapter Economic Impact: **\$3,849,819**

1. Based on the total nights of comfort provided by RMH Windsor and the estimated demographic profile
 2. Based on the RMH Windsor's average length of stay of **14 days**.

3. Based on two hospital stays at 21 days each annually
 4. Only the family savings from RMFR's with private bedrooms have been calculated in the model

